



Shear

"Make the Cut!"

CUT SIDING, FLOORING & MORE!



...Dust Free!




Cuts up to 13" wide



Display Case Packaging Holds 5 Units



One EZ Shear Blade outlasts many sawblades



Fast precision cutting & angle cuts



No electricity required



Safer than a power saw



No messy hazardous dust



Saw Stand

Available Accessories



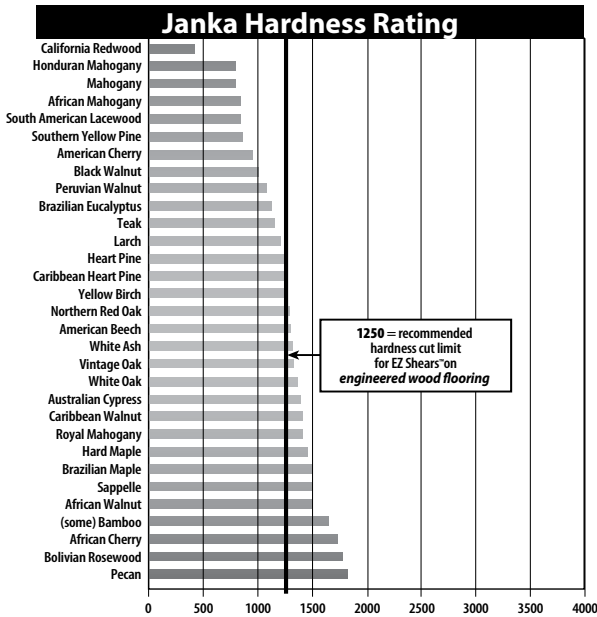
Saw Stand Mounting Bracket



Precision Angle Guide



	EZ Shear	VS	Power Saw
Quality of Cut	✓ Produces factory edge and virtually seamless transitions on siding and many other products		✗ Fuzzy, frayed edge when cutting most products
Fast	✓ Immediate, exact cut every time		✗ Slows down as blade gets dull
Economical	✓ One blade makes thousands of fiber cement siding cuts and can outlast at least fifty power saw blades		✗ Buy a new expensive blade every job
Clean	✓ Dust free		✗ Every cut creates clouds of messy, hazardous dust
Quiet	✓ Work your own hours without creating loud noise		✗ Extremely loud, requires hearing protection
Portable	✓ Cut where you work		✗ Cumbersome to drag around and set-up on jobsite
Durable	✓ Designed for years of continual use		✗ Limited lifespan



Roof Pitch Cut Guide		Magnum Shear Sizes							
		Available custom only							
		9"	13"	20"	26"	30"	40"	48"	60"
Board Width	4"	6/12	4/12	4/12	4/12	4/12	4/12	4/12	4/12
	6"	11/12	7/12	4/12	4/12	4/12	4/12	4/12	4/12
	8"	-	10/12	6/12	4/12	4/12	4/12	4/12	4/12
	10"	-	-	7/12	5/12	4/12	4/12	4/12	4/12
	12"	-	-	9/12	7/12	6/12	4/12	4/12	4/12
	14"	-	-	12/12	8/12	7/12	5/12	4/12	4/12
18"	-	-	-	12/12	9/12	7/12	5/12	4/12	
		-	-	-	-	9/12	7/12	6/12	



BULLET TOOLS
 The Professional's Best Shot™
 800-406-8998 • 208-772-0175
 www.BulletTools.com

Siding & Roofing Cut Guide

I-Series Magnum Shear	EZ Shear
Cuts up to 1" or 25mm thick	Cuts up to 9/16" or 15mm thick
On the following products:	
Fiber Cement James Hardie®, CertainTeed®, Nichiha®	
Vinyl Siding All Brands	
OSB/Hardboard Siding LP SmartSide®, LP CanExcel®	
Wood Siding Cedar Lap, Fir Lap, Shake Shingles	
Asphalt Shingles All Brands	
Rubber Roof Shingles Hi-Tek®, DaVinci Roofscapes®, EcoStar®, Enviroshake®, Royal Building Supply®/Dura Shingles®, Euroshield Roofing®, EcoShake®, Authentic Roof®/Crowe® building products	
Tin & Vinyl Soffit Materials All Brands	

Flooring Cut Guide

Material	Maximum Cut Thickness	
	I-Series Magnum Shear™	EZ Shear™
Laminate Flooring, high pressure / commercial grade	5/8" or 16mm	-----
Laminate Flooring, direct pressure / residential grade	5/8" or 16mm	9/16" or 15mm
Wood Flooring, solid	3/4" or 18mm	-----
Wood Flooring, engineered	3/4" or 18mm	9/16" or 15mm
Parquet	1/2" or 12mm	1/2" or 12mm
VCT Tile	5 stacked	1/4" or 6mm
Rubber Tile / Foam Rubber / Tirex®	1" or 25mm	9/16" or 15mm
Cove Base	3/4" or 18mm	9/16" or 15mm
Commercial Vinyl	1" or 25mm	1/2" or 12mm
Carpet Tile	3/4" or 18mm	1/2" or 12mm
Soft Plastic	1" or 25mm	1/2" or 12mm
Luxury Vinyl Tile / PVC Tile / Amtico®	1" or 25mm	1/2" or 12mm
Leather	1" or 25mm	9/16" or 15mm
Cork	1" or 25mm	9/16" or 15mm
Durastone® / Permastone®	1/4" or 6mm	1/4" or 6mm

Specifications

	I-Series Magnum Shear	EZ Shear
Size	9", 13", 20", and 26" Models!	13"
Pitch	See Angle/Pitch Reference Chart	See Angle/Pitch Reference Chart
Power Assembly	Heavy Duty Cam Bearing System	Lightweight Cam Bearing System
Fence	Adjustable 45° and 90°	Fixed position at 90°
Table	Full Platform, built-in Ruler	Built-in Ruler
Cut Thickness	Up to 1" or 25 mm	Up to 5/8" or 16 mm
Handle	Extendable for more leverage to cut denser products	Fixed length, heavy duty steel
Accessories available	Mounting Bracket for Stand 900MB Angle Guide 856-13, 20, 26 All Angle Fence 701AF Stand 709 Castors 848-I Blade Guard 913BG Hone Stone (Included) 701S	Mounting Bracket for Stand 100MB Angle Guide 113AG Stand 709 Hone Stone (Included) 701S
Features	Safety Lock Precision Laser Cut Guide Adjustable for thicker products	Safety Lock
Replacement Blade	909B, 913B, 920B, 926B	113B
Stability	Heavy Duty I-Beam Construction	Double I-Beam Construction
Warranty	Bullet Proof, 1 year Manufacturer's Defects, 30 day Satisfaction Guarantee	Bullet Proof Limited Lifetime, 90 Day Satisfaction Guarantee
Maximum Hardness of Cut Product	Engineered Wood: 1400 on Janka Scale Solid Wood: 1250 on Janka Scale	Engineered Wood: 1250 on Janka Scale Solid Wood: Not recommended
Durability	Heavy Duty, Contractor Grade	Medium Duty Tool